

**CRANE**






**New  
TOEIC Test  
Catalogue**

— 文鶴新制多益目錄 —

# Pass the TOEIC® Test (New Ed)

作者：Miles Craven



0120118001	Pass the TOEIC® Test (New Ed) (Introductory Course)
0120118002	Pass the TOEIC® Test (New Ed) (Intermediate Course)
0120118003	Pass the TOEIC® Test (New Ed) (Advanced Course)



A1	A2	B1	B2	C1	C2
★	★	★	★	★	

**Pass the TOEIC® Test new edition** is a thoroughly comprehensive, authentic, and up-to-date preparation course for the TOEIC® test. Ideal for self-study or class use, the course builds confidence and boosts test scores for students on the Listening and Reading sections of the TOEIC® test.

**Pass the TOEIC® Test 新版**中有臨場感滿分的擬真試題，徹底模擬改制後新多益考試的題型、題數、難易度、應用範圍等特色，不論是自己準備多益或多益課堂皆適用，此課程能有效幫助學生建立自信並提升聽力與閱讀的多益考試分數，精細的答題策略解說，幫助考生聚焦考試重點！

## Key features

- Over 1,500 high-quality practice items
- Clear, step-by-step skills development
- Effective test-taking strategies
- Preview tests and full-length review tests for each part
- Regular Mini Tests assess performance at every stage
- Full-length Listening Comprehension Test and Reading Test
- Grammar and Vocabulary sections focus on language use
- Two complete Practice Tests for reliable assessment

## Plus

- Complete Audio Program
- Detailed Answer Key and full Audioscript
- Essential Vocabulary with over 500 key words and phrases
- Useful accent recognition exercises
- Website support with free activities for students and teachers
- Unique access code giving two free online Practice Tests.

## 主要特色

1. 超過 1500 個練習題目
2. 解說清楚，循序漸進培養解題技巧
3. 有效的應試策略
4. 每單元皆有預習小考和複習考
5. 固定小考檢測每階段學習成果
6. 兩回全真聽力與閱讀模擬試題
7. 著重正確用法的單字與文法單元

## Plus

1. 完整收錄聽力音檔
2. 詳盡的解析和音檔文字稿
3. 精選超過 500 個重要字彙與片語
4. 實用口音辨識練習
5. 教學網站上還有免費練習活動
6. 輸入專屬密碼可免費取得兩回線上測驗

## Miles Craven



Miles Craven is the author or co-author of several best-selling courses, including Get Real!, Reading Keys, English Grammar in Use Extra, Cambridge English Skills, Listening Extra, Quizzes, Questionnaires and Puzzles, Breakthrough and Q. Over four million of these publications have been sold worldwide. Miles has worked in English language education since 1988, teaching in schools, colleges and universities around the world. He has a wide range of experience as a teacher, teacher-trainer, examiner and materials writer. He currently acts as an advisor for Executive Education programs at The Møller Centre for Continuing Education Ltd., Churchill College, University of Cambridge, specializing in the design and delivery of management training programs for aspiring business leaders.

## sample pages

### Incorrect Interpretations

Some statements that describe photographs attempt to make you see the picture in a different way than it is. You may be asked to identify the correct interpretation. However, each statement is written so that it is correct in one way or another. For the statements you hear, you will be asked to identify the correct interpretation. You will be asked to identify the correct interpretation. You will be asked to identify the correct interpretation.

**Exercise A** Listen to the photograph. You will hear three statements. Listen carefully and check whether the description matches what you can see. Check  True or  False for each statement.

**EXAMPLE**  
You hear: 1. The man is looking at the camera.  
This is TRUE because you can see him looking at the camera in the picture.

1. True  False   
2. True  False   
3. True  False   
4. True  False   
5. True  False

**Exercise B** Listen to the photograph. You will hear six statements. Listen carefully and check whether the description matches what you can see. Check  True or  False for each statement.

**EXAMPLE**  
You hear: 1. The woman is holding up a sign.  
This is TRUE because you can see her holding up a sign in the picture.

1. True  False   
2. True  False   
3. True  False   
4. True  False   
5. True  False   
6. True  False

12 LISTENING COMPREHENSION

### Partially True Statements

Statements that describe photographs sometimes include just one piece of correct information. The key word or phrase that is incorrect often the subject, as well as the action or reason. For example, a photograph shows a woman holding up a large sign, but the statement you hear says: 'The man is holding a sign.' (Incorrect subject: The photograph shows a woman.) The woman is holding a sign. (Incorrect verb: The woman is holding a sign.) The woman is holding a sign. (Incorrect noun: The woman is holding a sign.)

**Exercise A** Listen to the photograph. You will hear six statements. Listen carefully and check whether the description matches what you can see. Check  True or  False for each statement.

**EXAMPLE**  
You hear: 1. There are many children in the room.  
This is TRUE. The picture shows many children.

1. True  False   
2. True  False

### MINI TEST Partially True Statements

Listen to the photograph. You will hear four statements. Listen carefully and check whether the description matches what you can see. Check  True or  False for each statement.

1. 2. 3. 4.

### MINI TEST Incorrect Interpretations

Listen to the photograph. You will hear four statements. Listen carefully and check whether the description matches what you can see. Check  True or  False for each statement.

1. 2.

### STEPS TO SUCCESS

The best way to understand a listening exercise is to use a systematic approach to answer listening questions on Part 1 of the TOEIC test.

The steps shown here are designed to help you achieve an 80% score when you take the test. By following these steps, you should be able to answer your questions on the part of the test.

1. Ask yourself...
  - Where is this? (In a shop, in a car, in a room, in a field, in a house)
  - What is happening? (Buying equipment, looking at a book, having a meeting, playing a game)
  - Who are the people, and what is their relationship to each other? (Supermarket clerk, retail clerk, customer, speaker, your brother, reception clerk, male, girl)
  - How do they look? (Tired, stressed, thoughtful, relaxed)
2. Look more closely and identify any important objects you see, what are they, and when are they possible? How do they fit in the situation?
3. Listen carefully for 'odd' statements. Are you sure you can make any statements you are sure are incorrect. To help you do this, listen for statements:
  - a sound effect (noise, the door closing)
  - a word that is not in the picture
  - a word that is not in the picture
  - a word that is not in the picture
4. Mark your answers.

### PART 1 Steps to Success Practice 1

Listen to the photograph. Quickly answer three questions.

Where is this?  
What is happening?  
Who are the people?  
How do they look?

Look more closely at the photograph. Ask some more questions to help you decide.

Object: ... level, ... floor  
Action: ... looking at ... floor, ... looking at ... floor  
Person: ... looking at ... floor, ... looking at ... floor

Listen to four statements about the photograph. Are you sure you can make any statements you are sure are incorrect?

(A) I ... ( ) consider  
(B) I ... ( ) consider  
(C) I ... ( ) consider  
(D) I ... ( ) consider

Listen to the one statement that best describes what you see in the photograph. Mark your answer.

	TOEIC®	CEFR 程度
Introductory Course	200 500+	A1~B1
Intermediate Course	400 700+	A2+~B2+
Advanced Course	600 900+	B1+~C1+

# 決戰新制多益：高分全攻略

作者：徐碧霞



A1	A2	B1	B2	C1	C2
	★	★	★		

- 以多益測驗內容為章節架構——有系統簡介 2016（日韓）2018（台灣）更新多益題型、答題技巧及陷阱提醒。
- 任務導向和情景式學習以多益最常出現的情境和職場任務為主軸，從情境中練習聽力和閱讀技巧。
- 單字以情境組織更能有效率地學習並記憶單字，並附上延伸字、相關字等，增進單字量和提升單字力。
- 簡明扼要呈現多益常考文法點及漸進式的練習。
- 閱讀每單元情境皆包括單篇及多篇閱讀的練習。
- 每單元皆有練習題，每章後皆附 Mini-Test，評估學習成效。
- 本書提供一份完整的 Practice Test，實戰演練！

## 徐碧霞 Valerie Hsu



**學歷：**University of Illinois at Urbana-Champaign  
美國伊利諾州州立大學香檳校區語言學與英語教學雙碩士

**經歷：**New TOEIC Test 990 滿分  
ETS 多益官方講師

台灣科技大學企管與應外系、臺北醫學大學、文化大學等英語教師  
商業週刊熱門字、多益時事通、English OK 等英語指定專欄作家

**專長領域：**商用英語、新聞英文、英文閱讀、英語會話、  
英語演講、TOEIC 檢定等課程

sample pages

## UNIT 1 題型和照片類型介紹

**|| 題型介紹 ||**

**Part 1 照片描述題 (photographs)**，每題會看到一張照片及聽到四個描述照片的句子，句子不會印在試題冊上，考生需要看照片並仔細聆聽四個選項敘述，選擇一個最符合照片的答案。在新版多益試題中，Part 1 照片描述題共有 6 題。

**|| 照片類型介紹 ||**

Part 1 照片題基本分為兩大類型：人物題（單人或多人）和景物、事物題：情境通常是日常生活常見的，因此，準備照片時必須熟悉圖片情境或此情境會看到的人事物的英文以及動作的英文說法。看到照片時，必須很快地將焦點放在下面幾種重點：

**類型 1**

**人物** 職業或關係 Who are these people? Who is the person?  
地點/場所 Where are they?  
動作和服裝 What are they doing?  
照片中的物品 What are the objects in the background?

**Example**

**與左圖相關的單字**

人物或職業  
colleagues, presenters, office workers, one of them  
地點/場所  
office, meeting room, conference room  
動作和服裝  
give a talk, give a presentation, have a discussion  
物品  
table, cup, chair, suits, potted plant, document

**與上圖相關的描述**

They are in the office / conference room. There's a flip chart in the front.  
They are having a meeting / discussion. There are some cups on the table.  
He is giving a presentation / talk.

**Practice** 聆聽敘述，選出最適合的答案。  
(A) (B) (C) (D)

**類型 2**

**景物** 狀態 What is the picture about? Is it empty or crowded?  
地點/場所 What is the place?  
物品名稱和狀態 What are the things / objects in the picture?

**Example**

**與左圖相關的單字**

地點/場所  
shore, sea, dock  
事物  
boat, yacht, sail, building

**與上圖相關的描述**

The boats are docked at the bay.  
The building is overlooking the water.  
There are some trees in front of the building.

**Practice** 聆聽敘述，選出最適合的答案。  
(A) (B) (C) (D)

## UNIT 2 常見照片描述句型

Part 1 照片描述題中常出現的句型通常以現在式和現在進行式來表現，大致上有現在進行式（表動作），被動式和現在簡單式（表狀態）。

**句型 1 現在進行式**

照片有人物出現，而人物的動作及描述人物的服裝常是重點。這些情況都會以現在進行式的方式來表達。

**is/are + V-ing 現在進行式**

A cashier is collecting a payment.  
A customer is choosing a product.  
Leaves are covering a car's window.  
One of them is wearing a scarf.

**句型 2 被動式 (現在/現在完成/現在進行)**

被動語態通常用來描述照片中物品或事物的狀態；如果照片中有有人物正在做某件事，可以以事物或物品為主詞，並以現在進行的被動語態來表現。例如：

- The man is replacing the bricks on the sidewalk. (主動的動作)
- The bricks are being replaced on the sidewalk. (進行式被動的狀態)

**is/are + V.p.p. 現在式的被動語態**

The chair is stacked against the wall.  
The cars are parked along the street.

**is/are + being + V.p.p. 現在進行式的被動語態**

The wall is being painted.  
The paintings are being taken off.

**has/have + been + V.p.p. 現在完成式的被動語態**

The door has been locked.  
The dishes have been washed.

**句型 3 現在簡單式和 There is/are**

照片描述題也常用現在簡單式來表示東西和人物的狀態。

**is/are 或 V-Ves 現在簡單式**

The building is under construction.  
The train is crowded.

偶爾也會用 There is/are 表示東西或人物的有無。

**There is + N 單數** There is a potted plant in the corner.  
**There are + N 複數** There are some bicycles on the street.

照片描述題的另一重點是表示「位置」的介系詞片語。此大題的選項中常有「位置錯誤」的選項片語。因此，熟悉表現位置的介詞片語對 Part 1 的得分相當關鍵。以下是常見表示位置的介系詞：

上下	above, on, top of, over; under, underneath, below
左右旁邊	next to, near, to the left of, to the right of, by
前後、兩者之間、裡面	in the back of, in front of, behind, between, in, inside
其他	across, along, against

**Practice 1**

根據照片寫下三個有關物品位置描述的句子。

Ex:  
The coffee cup is to the left of the laptop.

(1) \_\_\_\_\_  
(2) \_\_\_\_\_  
(3) \_\_\_\_\_

接著聽以下敘述，圈選位置的描述為正確 (T) 或錯誤 (F)，並寫下聽到的句子。

1. T F \_\_\_\_\_  
2. T F \_\_\_\_\_

## UNIT 3 Traps and Distractors 常見陷阱

Part 1 照片描述題中常出現混淆的字，通常會以以下各種形式出現：

**形式 1 同音異字**

用些字詞拼寫相似，但意義完全不同，常見的有幾種字如下：

sell	sole	week	weak	four	far
weight	wait	rest	rest	weigh	way
right	rite	fair	fair	board	board
write	right	read	read	steal	steal

**形式 2 相似音**

有些字詞拼寫不同但發音相似，例如 life 和 lift (容易混淆)；like 和 lake

ship	ship	type	type	sink	think
stock	stock	wait	weight	car	can
fall	fall	base	base	board	board
hit	hit	lead	lead	light	right

**形式 3 部分相似音**

有些字詞中會有部分相似音的音素讓考生一知二知聽錯常見的有：

lead	read	paid	apart	dean	address
sign	sign	rain	rain	rescue	venue
lend	attend	give	forgive	play	display

## UNIT 4 常考場景一：旅遊運輸類

**形式 4 同字異義和一字多義**

有些字詞為不同的詞會有不同的意思 (同字異義)，或是兩個字拼寫相似但意義不同 (一字多義)。這些 Part 1 和 Part 2 常會出現混淆考生的詞彙：

board (n) Passengers are boarding the train. check (v) We need to check the order before shipping it just to the customer. order (n) We need to order laptop computers for our department. where (v) Where do you want to go on the trip? book (n) My car has broken down. change (n) They changed and left for a pair of children. book (n) My car broke down this morning. company (n) I'm sorry about the train. train (n) The train was delayed along with.	board (n) The boat is scheduled to sail today. check (n) Please make the check payable to Businessmaster Inc. order (n) You should put these products in the order form. where (n) There's a hardware store down the street. book (n) There's a pile of books on the desk. change (n) Jim is in charge of the project. book (n) There's a train on the ship. Let's take it down to the station. train (n) The train is pulling into the station.
--	--

**旅遊運輸類相關詞彙**

departure 出發	traveler 旅客	boarding pass 登機牌
arrive 到達	language 語言	boarding gate 登機門
security 保安	security guard 保安人員	baggage 行李
customs 海關	flight attendant 空服員	carry-on baggage 隨身行李
check-in counter 報到櫃檯	bag controller 行李檢查員	check-in 行李
departure lounge 候機室	baggage claim 行李遺失	checklist 清單
carry-on bag 手提包	lost and found 失物招領	in-transit 轉機
luggage 行李	pass 通行證	inland 國內
baggage claim 行李遺失	crew 機組人員	international 國際
lost and found 失物招領	engineer 機師	transit 轉機
carry-on bag 手提包	captain 機長	international computer terminal 國際電腦終端機
luggage 行李	flight attendant 空服員	inland 國內

**旅遊運輸類相關詞彙**

depart 出發	arrive 抵達	delay 延誤
claim 聲明	land 降落	inspect 檢查
detour 繞道	weight 重量	one-way 單程

## 新多益暢銷教材升級版



# 新多益一路通

## Mastering the TOEIC Test



A1

A2

B1

B2

C1

C2



本書因應 2018 年新制多益全新改版，針對考試趨勢，更新題型與內容。課程教學採循序漸進，示範考題演練，學習解題技巧，並將多益考試之聽力、文法、克漏、字彙、閱讀，全面整合，讓學生融會貫通。本書亦附有多益模擬試題 200 題，提供讀者全真模擬測驗。

### 專為學校及補教課程設計，自學者亦可循序練習

- 十六個教學單元，適合學校及補教課程設計。
- 每四個單元附 Mini Test 一回，測試學生吸收程度。
- 另附一份全真模擬考題（聽力 + 閱讀）。
- 單元多樣練習與多種口音示範，突破聽力障礙。

### 聽力單元特色

- **實力與應戰技巧並重**：「五大聽力基本功」助於實力養成；「六大聽力破解法」提升應試技巧！
- **強調聽寫重要性**：透過大量聽寫，培養聽力實力。
- **題型多樣**：依「句法」、「提問」、「主題」作出近 30 種題型，反覆練習，琢磨應試技巧。

### 閱讀單元特色

- 由淺入深，依主題分單元，介紹生活及職場各層面。
- 每單元含：
  - ★ 20 個情境式相關字彙，以字族 (word family) 呈現。
  - ★ 16 個多益必考重點。
  - ★ 「綜合練習」為針對該單元主題所設計之多益題型。
- 將字彙融入例句及綜合練習中，易記易懂。

# Unit 1

## 聽力基本功 (一)

### 聽聽聽聽聽、聽力五字訣、英式、美式發音之比較、拿高分的要訣

#### I 聽聽聽聽聽

很多人覺得聽力很難突破，且認為聽比讀難，這是什麼原因？以下我們就來探討。

##### 1. 教學「重讀輕聽」

無可諱言地，考試就是會領導教學。目前考試仍偏重閱讀，自然學生的訓練多於耳。這無形中影響學生在學單字上，只管字義、字形，而不管字音，導致「聽不知讀」、「耳不如眼」的現象。舉例來說，他看到steak知其義為「牛排」比聽到steak知其為「牛排」來得快。怕的是他一開始就把steak [stæk] 聽錯成[stik]，等到他聽到steak 就不知為「牛排」了，同時也不難想像如果他到餐廳、點餐說要[stik]，服務生是不會知道他點什麼「東東」的！



如果你也有「會看卻不會聽、不會說」的困擾，建議你先檢查單字(背過的字)是否發音正確，繼而在每一個新字時，不只要背它的形、義，還要背它的音，以達到「眼讀字，耳讀音」才行。

##### 2. 聽只有一次，讀可多遍

聲音一出現，應一聽就毫無雜念，你無法預知下面會出現的字，聽不懂也由再聽；不像文字，就完整的停在那裡，要讀幾遍儘可由自己調整，看不懂也可回頭再看。因為聲音有速度又只有一遍，如果聽了不清楚或不懂，只能在腦中回想，靠從憑猜，這是很令人惱怒的。

##### 3. 聲音會變魔術

某些字單的發法和在句中的發法是不同的。例如的、to、an...等字在單詞的發法是 [tə]、[tu]、[frəm]，但在句中往往會唸成 [tə]。此在句中與字與字之間會產生一些縮、省、連、變...等現象(詳見下一節)。如果學習者不知道，自然會覺得聽很難，且不知如何改進。II聽力五字訣—縮、省、連、變 TOEIC聽力測驗所錄製的速度都是一般正常速度，只要你掌握「聽力五字訣」就可解決你覺得英語人士說得快而聽不懂的困擾。



### II 聽力五字訣—縮、省、連、變

#### 1. 「縮」字訣

在口語中為了縮短說話速度，往往會把 be 動詞和助動詞的音省略，而成縮略形式。

#### Track 1

- (1) I can't believe he won the lottery.
- (2) I've met the night-shift workers.
- (3) She's been working so hard.
- (4) It'll get there soon.
- (5) She wasn't late for the meeting.
- (6) Who's in charge of this project?

#### 2. 「弱」字訣

以發音的角度來說，英語單字可分為實詞和虛詞(功能詞)。實詞指的是名詞、形容詞、動詞、副詞...等，它們在句中表達了主要意義；虛詞則有助動詞(have, does, was...)、冠詞類(an, the)、介詞(of, from, at...)、連接詞(and, b, or...)及代名詞(her, him, them...)等。常見句中的小角色，原則上在句中實詞的重音部每音重讀，虛詞的每音則要弱讀為 [ə]、[ɪ]、[l]...等(除非它們出現在句尾或特別強調)。很多人覺得英語人士說得快，往往是因為無法掌握這些弱音。

#### Track 2

- (1) I came to the hospital today.
- (2) They serve good food for dinner.
- (3) Please feel free to ask me.
- (4) I can do it by myself.
- (5) You were late again.

#### 3. 「省」字訣

「女子逸塵勞」，是人類的天性，有電梯一定坐電梯(除了健身之外)。在說話時，這種天性是表露無遺。以下就是得搭人平常含不發的音。

◆ [p]、[b]、[d]、[k]、[g] 出現在句尾，後面若接子音，往往聽不到好像被吞掉。

#### Track 3

- (1) My speech at the seminar didn't go well at all.
- (2) Please stop that noise.
- (3) Bob called last night.
- (4) You look great today.

◆ 在快速英語中，以曲或 h 為首的代名詞(如 I, he, she, it, we, they)常常不發音。

### III 英式、美式發音之比較

多益聽力的內容當中，不單是美式發音，連英國、澳洲、加拿大的發音也列入錄音。我們在學的英語主要是以英式發音為主，因此，對英式發音、澳洲式發音、加拿大式發音比較陌生。其實，加拿大的發音與美式發音比較接近，澳洲的發音與英式發音比較接近。因此，我們來重點比較一下英式發音的五大差別。(每一項之中有若干組字，每組有四個字，依序由英、美、澳三種口音示範。)

#### 1. 首節尾音 "r"

在英式發音中經常會把首節尾音 [r] 發出來，在英式發音中通常不發音。

#### Track 7

- (1) airport, board, car, clerk
- (2) counter, door, first, neither
- (3) number, order, over, paper
- (4) park, party, passenger, reporter
- (5) software, start, store, work

#### 2. 母音之間的 "t"

母音之間的 "t" 在英式發音中會發成接近 [d]，但在英式發音中則直接發出 [t]。

#### Track 8

- (1) butter, better, bottom, city
- (2) data, getting, item, later
- (3) letter, little, matter, meeting
- (4) notice, out of order, putting
- (5) selling, waiting, waiter, water

#### Track 10

- (1) bitten, Britain, button, carton
- (2) certain, Clinton, cotton, eaten
- (3) gotten, important, mountain, written

#### 3. 字母 "a"

字母 "a" 在英式發音中常發出 [ɪ] 的音，在英式發音中發出 [ə] 的情況比較常見。

#### Track 11

- (1) after, answer, ask, branches
- (2) can't, chance, fast, glass
- (3) half, last, passport, rather

現在我們就學以致用，看看「縮、省、連、變」如何應用在 Part 1, 2, 3, 4 正式的考題中。(詳見教師手冊)

#### Track 12

- (A) The house is being knocked down.
- (B) The house is being built.
- (C) The man is fishing in front of his house.
- (D) The man is eating lunch.

### 新多益一語通

#### Part 4. 短文題 (短文內容)

(M): Congratulations, Paula Chen. You have been selected as a finalist in the \$/ £ 1,000,000 CNTA Radio Summer Bucks Contest. I hope you are listening, but as a big Jim and Tammy fan, I'm sure you are. To confirm your entry, all you have to do is call our station anytime tomorrow during the Jim and Tammy Morning Show, and you will be among the five finalists for the grand prize of \$/ £ 10,000. If we don't hear from you before the end of the show though, you'll be out of luck and out of the running for the money. Once again, make sure to call CNTA Radio during tomorrow's Jim and Tammy Morning Show. Good luck, and remember to keep your dial set to CNTA — Houston's favorite country music station!

#### Practice 1 奠基練習

以文字有美、英、澳三種口音，請先看看哪些字起(縮、省、連、變)之變化，再聽錄音檢驗是否如此。

#### Track 15

- (A) The man is working in his office.
- (B) The man is walking down the escalator.
- (C) The man is getting on an airplane.
- (D) The man is waiting for a bus.

#### Track 17

- Q: You'll make it to Friday's training session, won't you?
- (A) It's hard for me to admit it.
- (B) I made it with my own two hands.
- (C) Yes, unless something urgent comes up.

#### Track 18

- (W): Ted, call the office and ask Jos to bring the projector. We'll need it for this afternoon's meeting. Also ask him to bring the big fold-out table and the dia.
- (M): Ann, Jos doesn't have a key to the equipment room. He hasn't been working here long enough to be given a key.
- (W): Well, tell him there's one in my desk drawer. And tell Mrs. Ames to get Jos a key. He needs it to do his job.

#### Track 19

- (M): Troy County Library patrons, may I have your attention, please? This is a public

safety announcement. Due to an emergency maintenance situation, the children's section on the ground floor is being closed at this time. This section of the library has suffered a burst pipe. If you have children there, please escort them from the area. All other sections of the library will remain open until our normal closing time of 9:00 p.m. In as much as we cannot predict the maintenance situation tomorrow, those planning to bring children to the library are advised to call before coming in. We apologize for the inconvenience and hope to have things back to normal as soon

### IV 拿高分的要訣

#### 1. 九龍一巧

本聽力測驗有四題題型(照片、聽答、對話、短文)，但基本對策不外乎是加強發音、單字、片語、句法...等，且要達到「廣、深、熟」的程度，能把題目輕鬆聽懂。只要能聽懂題目，要對對不對不難了，所以實力才是聽力的後盾。若能加上「一巧」(如本書所示的答題技巧)，即能如虎添翼。若是你基本實力不紮實，千萬別妄想只藉由技巧就可猜出答案，小心弄巧成拙。提高實力非一日之功，建議你平日多聽廣播錄音，多做複習練習，方能達到事半功倍的效果。

#### 2. 耳聰眼快


聽力測驗就是考你「聽音辨義」的能力。只要你能夠「即聽即解」的功夫，即足以應付各種題型的測驗。否則你很可能會因一字之不解，下一個字又接二連三來，造成聽力大受打擊，精神緊張，而影響作答。要達到「即聽即解」的功夫，最好的訓練方式是一字不漏的聽寫下來(本書中書有許多練習，就是要你聽寫)。除了要「耳聰」外，還要具備有「即聽即解」的功夫。為了爭取答題時間，往往須先預覽選項，於其中找出最貼切、縮小選擇範圍，提高答題命中率。要達到此功夫，需經平日對文字的熟悉度了。讀的愈多，則愈熟；愈熟則聽的愈爽快。

#### 3. 聽不懂怎麼辦?

- (1) 運用消法去  
先把確定的答案刪去，剩下的再去猜。這命中率比完全用猜的來的高。
- (2) 聽不懂也要猜，不猜白不猜  
聽懂聽不懂，因為聽不懂不扣，猜還有機會得分，不猜一定沒分。
- (3) 選項中含有聽到的字不要選  
我們來做「雨水推舟」，「雨」設計了「雨」字，「雨」字設計了「雨」字，因為往往是陷阱題。換言之，就是聽感不妙的答案。
- (4) 要壯士斷腕，別因小失大  
如果你聽不懂，在猜完答案後，就要忘了它，馬上準備下一題。千萬別在下一題已出完，還在尋思上一題，而導致兩兩皆空。
- (5) 聽不懂也要聽下去，絕不聽不懂就停  
在 Part 3 對話題和 Part 4 短文題內容較長，遇到聽不懂的單字、片語，不要緊張，繼續聽下去，絕不聽不懂就停。聽不懂聽懂，只要聽懂下文就可理解了。況且那些單字、片語，未必是此題的考試點，所以你要持續聽下去，勿輕言放棄。

# Complete Guide to the TOEIC® Test 4/e

作者：Bruce Rogers




A1	A2	B1	B2	C1	C2
			★	★	


提供學生有系統的熟悉新多益考試，針對多益考試的七個大題，提供大量的題型做練習，提高答題準確度，教導應對策略與答題技巧，分析重要考點，讓學生用最有效率的方式，高分突破新制多益難關！

01201080 Complete Guide to the TOEIC® Test 4/e (with Key)

## sample pages



## 加碼推薦



2018年TOEIC新制  
考試推薦用書






# Longman Preparation Series for the TOEIC® Test 6/e



A1	A2	B1	B2	C1	C2
		★	★	★	

作者：Lin Lougheed



- 0120109001 Longman Preparation Series for the New TOEIC® Test 6/e (with key + MP3) (Introductory)
- 0120109002 Longman Preparation Series for the New TOEIC® Test 6/e (with key + MP3) (Intermediate)
- 0120109003 Longman Preparation Series for the New TOEIC® Test 6/e (with key + MP3) (Advanced)

全球多益大師 Lin Lougheed 全新力作，書中提供三回完整模擬試題、1000 題以上的多益考試題型練習、全新的文法和字彙學習技巧，以及應試策略等。題目內容與時俱進，更接近真實的國際溝通情境，針對新制多益考試，提供學生實用的解題策略，幫助學生建立信心，在聽力與閱讀考試上奪得高分。本書內容對學生自修或是課堂教學皆適用。

## sample pages

The sample pages display various components of the textbook, including:

- STATEMENTS** and **LANGUAGE STRATEGY PRACTICE** sections with multiple-choice questions.
- PHOTOS OF PEOPLE** section featuring a photo of a man at a computer and a corresponding listening exercise with a transcript and answer key.
- LISTENING COMPREHENSION** section with a photo of a group of people at a table and a corresponding listening exercise with a transcript and answer key.
- EXERCISES** and **ANSWERS** sections for the listening exercises.
- GRAMMAR** and **VOCABULARY** sections.

# EASY TOEIC® Practice Tests

## 新制 多益全真模擬 試題 1000 題

作者：Miles Craven



A1

A2

B1

B2

C1

C2



**EASY TOEIC® Practice Tests** is a set of five full-length TOEIC® style tests intended for students who wish to practice their listening and reading skills in preparation for the TOEIC® Listening and Reading Test. The book is ideal for test takers of all levels and provides extensive practice in answering TOEIC® style questions.

- Five full-length TOEIC® style tests
- 1,000 questions in the ETS TOEIC® format and content
- Recordings of American, British, Australian, and Canadian accents, as per the style of the newer versions of the TOEIC® test
- Transcripts with Chinese translation for all Listening and Reading parts are available provided.

### 本書特色

1. 完全擬真核心試題，掌握實戰考題全貌
2. 完整中英對照聽力對白，提升學習成效
3. 多國口音與真實商務溝通情境聽力訓練
4. 完整試題中譯，直覺理解閱讀內容
5. 多元閱讀題材，提升各領域閱讀實力


### Miles Craven



Miles Craven is the author or co-author of several best-selling courses, including *Get Real!*, *Reading Keys*, *English Grammar in Use Extra*, *Cambridge English Skills*, *Listening Extra*, *Quizzes*, *Questionnaires and Puzzles*, *Breakthrough* and *Q*. Over four million of these publications have been sold worldwide. Miles has worked in English language education since 1988, teaching in schools, colleges and universities around the world. He has a wide range of experience as a teacher, teacher-trainer, examiner and materials writer. He currently acts as an advisor for Executive Education programs at The Møller Centre for Continuing Education Ltd., Churchill College, University of Cambridge, specializing in the design and delivery of management training programs for aspiring business leaders.

sample pages

試題本

1. 

2. 

3. 

4. 

5. 

6. 

**PART 2**

Directions: You will hear a question or statement and three responses spoken in English. They will not be printed in your test book and will be spoken only one time. Select the best response to the question or statement and mark the letter (A), (B), or (C) on your answer sheet.

7. Mark your answer on your answer sheet.

8. Mark your answer on your answer sheet.

9. Mark your answer on your answer sheet.

10. Mark your answer on your answer sheet.

11. Mark your answer on your answer sheet.

12. Mark your answer on your answer sheet.

13. Mark your answer on your answer sheet.

14. Mark your answer on your answer sheet.

15. Mark your answer on your answer sheet.

16. Mark your answer on your answer sheet.

17. Mark your answer on your answer sheet.

18. Mark your answer on your answer sheet.

19. Mark your answer on your answer sheet.

20. Mark your answer on your answer sheet.

21. Mark your answer on your answer sheet.

22. Mark your answer on your answer sheet.

23. Mark your answer on your answer sheet.

24. Mark your answer on your answer sheet.

25. Mark your answer on your answer sheet.

26. Mark your answer on your answer sheet.

27. Mark your answer on your answer sheet.

28. Mark your answer on your answer sheet.

29. Mark your answer on your answer sheet.

30. Mark your answer on your answer sheet.

31. Mark your answer on your answer sheet.

**PART 3**

Directions: You will hear some conversations between two or more people. You will be asked to answer three questions about what the speakers say in each conversation. Select the best response to each question and mark the letter (A), (B), or (C) on your answer sheet. The conversations will not be printed in your test book and will be spoken only one time.

32. What does the woman plan to do?

33. What does the man imply?

34. When will the man receive the report?

35. What is the purpose of Annie's call to Rob?

36. How soon will Rob go to the reception area?

37. What will Rob do when he gets to reception?

38. What are the speakers mainly talking about?

39. What does the woman think of the man's first suggestion?

40. Who most likely is Angelo Adams?

41. What does the man ask the woman to do?

42. Why does the woman say, "It'll have to be"?

43. How will the woman pay?

44. Where are the speakers?

45. What is the woman doing?

46. When does this conversation take place?

47. Who is the woman talking to?

48. What is the problem with the property?

49. What does the man suggest?

50. What is the man's problem?

51. What does the woman offer to do?

52. What will the man probably do next?

53. What are the speakers discussing?

54. What do the men suggest the woman do?

55. How does the woman probably feel about the situation?

中譯本

**01 全真模塊試題**

**Part 1 短片理解**

1. 聽眾 (A) 正在參觀一棟建築。  
(B) 他們正在公園散步。  
(C) 他們正在海灘上。  
(D) 他們正在進入建築物的入口。

2. 聽眾 (A) 正在公園散步。  
(B) 他們正在參觀一棟建築。  
(C) 他們正在海灘上。  
(D) 他們正在進入建築物的入口。

3. 聽眾 (A) 正在參觀一棟建築。  
(B) 他們正在公園散步。  
(C) 他們正在海灘上。  
(D) 他們正在進入建築物的入口。

4. 聽眾 (A) 正在參觀一棟建築。  
(B) 他們正在公園散步。  
(C) 他們正在海灘上。  
(D) 他們正在進入建築物的入口。

5. 聽眾 (A) 正在參觀一棟建築。  
(B) 他們正在公園散步。  
(C) 他們正在海灘上。  
(D) 他們正在進入建築物的入口。

6. 聽眾 (A) 正在參觀一棟建築。  
(B) 他們正在公園散步。  
(C) 他們正在海灘上。  
(D) 他們正在進入建築物的入口。

7. 聽眾 (A) 正在參觀一棟建築。  
(B) 他們正在公園散步。  
(C) 他們正在海灘上。  
(D) 他們正在進入建築物的入口。

8. 聽眾 (A) 正在參觀一棟建築。  
(B) 他們正在公園散步。  
(C) 他們正在海灘上。  
(D) 他們正在進入建築物的入口。

9. 聽眾 (A) 正在參觀一棟建築。  
(B) 他們正在公園散步。  
(C) 他們正在海灘上。  
(D) 他們正在進入建築物的入口。

10. 聽眾 (A) 正在參觀一棟建築。  
(B) 他們正在公園散步。  
(C) 他們正在海灘上。  
(D) 他們正在進入建築物的入口。

11. 聽眾 (A) 正在參觀一棟建築。  
(B) 他們正在公園散步。  
(C) 他們正在海灘上。  
(D) 他們正在進入建築物的入口。

12. 聽眾 (A) 正在參觀一棟建築。  
(B) 他們正在公園散步。  
(C) 他們正在海灘上。  
(D) 他們正在進入建築物的入口。

13. 聽眾 (A) 正在參觀一棟建築。  
(B) 他們正在公園散步。  
(C) 他們正在海灘上。  
(D) 他們正在進入建築物的入口。

14. 聽眾 (A) 正在參觀一棟建築。  
(B) 他們正在公園散步。  
(C) 他們正在海灘上。  
(D) 他們正在進入建築物的入口。

15. 聽眾 (A) 正在參觀一棟建築。  
(B) 他們正在公園散步。  
(C) 他們正在海灘上。  
(D) 他們正在進入建築物的入口。

# Complete TOEIC® Skills


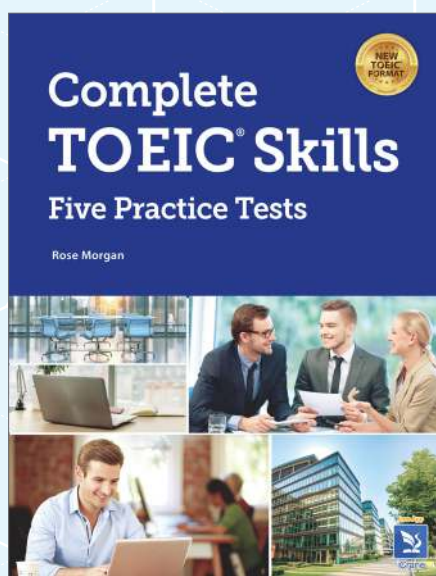
## Five Practice Tests



A1	A2	B1	B2	C1	C2
	★	★	★		

作者：Rose Morgan

試題解析：王瑀



0120717 Complete TOEIC® Skills – Five Practice Tests (with answer key & Transcript)

## 面對多益改制不用怕！

帶你全面破解考試題型，完全戰勝新制考試！

100% 全新五回全真試題！

## 完全符合 2018 年新制多益考試！

**Complete TOEIC® Skills: Five Practice Tests** is a set of five full-length TOEIC® style tests intended for students who wish to practice their listening and reading skills in preparation for the TOEIC® Listening and Reading Test. The book is ideal for test takers of all levels and provides extensive practice in answering TOEIC® style questions. By using the five tests in this book, test takers will gain exposure to the kinds of questions they will encounter on the actual test.

練習才能致勝，沒做過這本，別急著上考場！

精選考題大公開！如臨考場的最真實體驗，熟能生巧掌握應試關鍵！

### 本多益考試改制重點：

1. 調整題目配置比例
2. 聽力測驗加入三人對談、圖表閱讀、句意分析題型。
3. 閱讀測驗加入句子填空、通訊軟體訊息閱讀、三篇文章閱讀題型。

### Five Practice Tests can be used in several ways:

- As the primary and secondary text in a TOEIC® preparation course
- As practice for taking the TOEIC® test-taking skills
- As a self-study guide for the TOEIC® Test

### Features

- Five full-length TOEIC® style tests
- 1,000 questions in the ETS TOEIC® format and content
- More than 4 hours of audio in MP3 format
- Separate booklets of each test are also available

### Components

- Transcripts for all listening questions
- Complete answer key for all 5 tests

### sample pages

The sample pages display various TOEIC test components:

- Listening Test Section:** Includes a 'LISTENING TEST' header, instructions for the test, and 'PART 1' and 'PART 2' sections. Each part contains a picture (e.g., a group of people at a table, a man on a street) and a set of multiple-choice questions.
- Reading Test Section:** Shows multiple-choice questions with various topics, such as relationships, sales trends, and company decisions.



Key features of the sample pages include:

- Clear instructions for each section.
- High-quality images for the listening test.
- Multiple-choice questions with four options (A, B, C, D).
- Answer keys and sample answers provided for reference.

## Very Easy TOEIC® 3/e



A1	A2	B1	B2	C1	C2
★	★				



作者：Anne Taylor, Garrett Byrne,  
Mary Katherine Chadwich, Sam Robinson


每單元列出多益常考文法重點並有清楚精確的解釋。透過這套教材的規劃設計，熟悉考試題型，並能透過新制多益的題型練習，學會分辨容易混淆的字詞。

0120111001 Very Easy TOEIC® 1 3/e  
0120111002 Very Easy TOEIC® 2 3/e

## TOEIC® Upgrade



A1	A2	B1	B2	C1	C2
★	★				



作者：Peggy Anderson

適合英文程度初級者的新制多益考試準備用書，一步步引導學生了解每個項目的試題，循序漸進提供學生多益考試必備的語言技巧與應試策略，書中的考試重點、範例、檢測問題和複習考，詳細解析各單元題型的學習重點以及教導如何破解的解題技巧。



0120673 TOEIC® Upgrade (with MP3)

## Taking the TOEIC® 2/e



A1	A2	B1	B2	C1	C2
		★	★		

作者：Peggy Anderson, Mary Katherine Chadwich, Wendi Shin, Nancie McKinnon





透過簡單易懂的解釋，讓學生熟悉各個題型，歸納聽力閱讀常考主題的文法重點整理，可做為暖身活動並有詳盡的文法解說，每單元有迷你模擬試題，幫助學習者更加熟悉新多益的考試。

0120110001 Taking the TOEIC® 1 2/e (with MP3)  
0120110002 Taking the TOEIC® 2 2/e (with MP3)

## Developing Listening Skills 3/e

2018年TOEIC新制  
考試推薦用書



作者：Casey Malarcher

此課程設計主軸為：字彙、聽力理解與考試準備，其學習目標明確，每單元環繞一個生活化的主題，先以引導學生思考的方式，帶學生進入主題，以照片與問題討論開啓，

引發學習興趣與動機。接著學習主題字彙，對話編寫貼近真實情境，透過聽力及對話練習活動，全方位訓練學生聽力技能。口說討論活動讓學生能做延伸對話練習，每單元皆有搭配的考題，課本內的練習和考題設計皆有助於學生準備多益聽力測驗。



## 新制多益核心單字

作者：陶樂絲

- 10大主題分類，嚴選核心單字。
- 研究最新題型，解析同反義字、相關字。
- 每單元搭配句意填空、語法與詞彙練習，增進學習。
- 附單元考題

0120731 新制多益核心單字




## 新制多益精選 1120 單字

作者：Sean Kenny, Kim Angevine, Helen Holleman, 王瑀

翻譯：蔡宏明

內容根據新制多益的題型，精選 1120 個常考單字，並劃分為 13 個主題。例句延攬國外專業作者撰寫經典例句。每個單字都有衍生字、同反義字、用法、等延伸學習功能，每個單元也附有句意填空、語法與詞彙、片語等測驗練習。是學生增進多益字彙能力的完整工具書。



## 朗文新多益單字

作者：齊斌

- 單元設計適合學校及補教課程
- 主題式整理，熟悉英語常考情境
- 分級詞彙標註，熟悉英語常考情境
- 詳列出英釋、例句與相關衍生與用法
- 附單元考題

## Crane New TOEIC Test Catalogue

各區營運中心

北區 TEL: (02) 2393-4497 中區 TEL: (04) 2473-7993 南區 TEL: (07) 2270-888

文鶴網路書店



文鶴臉書粉絲團



文鶴 line 好友



iCrane APP



<https://goo.gl/pRXTIQ>



<https://goo.gl/VJs3mm>